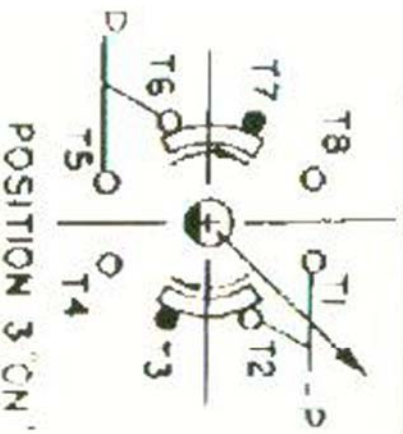
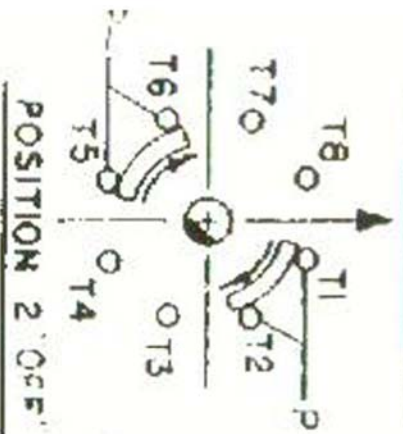
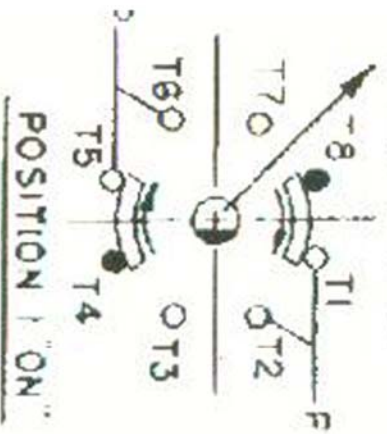


FRONT VIEW

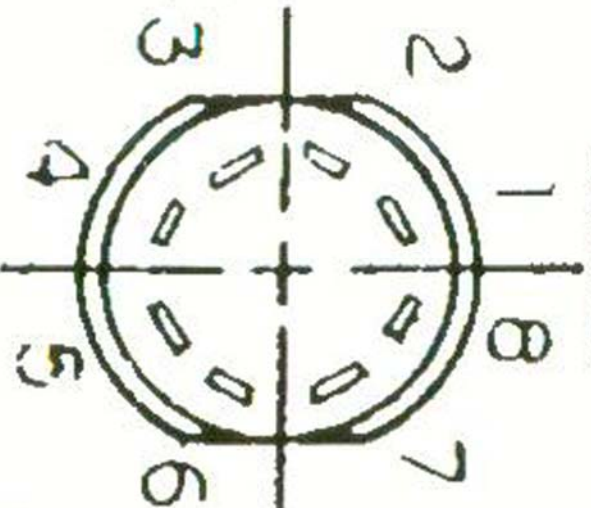


# 2 and 3 POSITION CJA KEY SWITCH CIRCUIT DIAGRAM



**C.J. ANDERSON**  
& C O M P A N Y

BACK VIEW



- SYMBOLS**
- - POWER TO THIS TERMINAL ("ON")
  - T - TERMINAL
  - ▭ - CONTACT
  - - SHAFT
  - P - POWER
  - ↑ - KEYWAY INDICATOR LOCATION

**ELECTRICAL RATINGS - SILVER**

4 AMPS AT 125 VAC RESISTIVE (U.L. TESTED)

2 AMPS AT 250 VAC RESISTIVE

4 AMPS AT 28 VDC RESISTIVE

**ELECTRICAL RATINGS - GOLD**

4 VA MAX. AT 20 VAC OR VDC MAX.

POSITION 3 "ON" MFG. 082411

**C.J. ANDERSON & CO - WWW.CJANDERSON.COM**

**1-800-252-1910**