

# Classic Antique Vintage Dial Indicators



## Dial Type Indicators

C.J. Anderson & Company can restore, reproduce or provide a new dial type indicator for your project. With cast cover plates that achieve the look of yesterday and solid state controls of today, you'll get smooth arrow movement provided by a custom designed miniature solid state motor and digital drive.

## Solid State Controls

Wiring is a breeze whether you mount one in the lobby or one at each floor. Our serial link system requires that you run only three wires from a master control unit, which is mounted on the controller door and wired into each floor output. If you've got dial indicators at each landing all you need to do is run the same three wires to those units too. What could be easier.

## Brand New

Choose from Dial Indicator collection either 180 or 360 degrees. Each faceplate is cast yellow brass and antiqued to match whatever color you'd like.

## Refurbish Existing

Send us your original P.I. and let us refurbish it. We have two options; if the unit is cast iron we clean up the casting, and paint it to it's original. If the casting is bronze or brass we clean it up and antique it accordingly.

## Duplicate Existing

Send us your original P.I. and we'll make a pattern from it. Then we'll cast in yellow brass, antique accordingly, apply floor markings and return for mounting!

## Electronics Only


Is for projects that arrows protrude through the wall and floor markings mounted facades that have the floor markings.

## Materials Available

- Yellow Brass
- Antiqued Yellow Brass
- Bronze
- Antiqued Bronze
- Aluminum

We'll need the following information when ordering: speed of the elevator, number of floors, distance between floors and the material you'd like.

*Please note that we can refurbish any existing dial indicator and outfit it with solid state controls, The perfect alternative to the high cost of maintaining older cable/pulley systems. The photograph on the right with the thru dial indicator was upgraded this way.*



## Dial Indicator - Victorian

*180 Degree Dial Indicator*

*12.25" Tall x 19.75" Wide x 1" Thick*


*Cast Yellow Brass - Antiqued Dark Brass  
with Cast Brass Arrow & Die Cast Markings*



*180 Degree Dial Indicator*

*12.25" Tall x 19.75" Wide x 1" Thick*

*Cast Yellow Brass - Antiqued Medium Brass  
with Cast Brass Arrow &  
Black Gloss Lexan Floor Markings*



## **Dial Indicators - Fan**

*180 Degree Fan Style Dial Indicator #1  
12.25" Tall x 19.75" Wide x .875" Thick  
Cast Yellow Brass - Dark Bronze Antique  
with Cast Brass Arrow & Die Cast Markings*



*180 Degree Fan Style Dial Indicator #2  
9.75" Tall x 15.75" Wide x .375" Thick  
Cast Yellow Brass - Light Antique  
with Cast Brass Arrow & Die Cast Markings*



## Dial Indicator - Bead

*180 Degree Dial Indicator  
10.5" Tall x 17.25" Wide x .375" Thick  
Cast Bronze - Dark Bronze Antique with  
Cast Brass Arrow & Die Cast Markings*




*180 Degree Dial Indicator  
10.5" Tall x 17.25" Wide x .375" Thick  
Cast Bronze - Medium Bronze Antique  
with #4 Finish Muntz Backplate &  
Cast Brass Arrow & Black Gloss  
Lexan Floor Markings*




## Dial Indicator - Granular

Style #3 180 Degree Dial Indicator with Solid State Controls  
11" Tall x 18" Wide x .4375" Thick  
Cast Yellow Brass - Granular/Textured Inlay  
Dark Brass Antique  
with Black Gloss Lexan  
Floor Markings



Style #3 180 Degree Dial Indicator  
with 1.0625" CJA White Lens  
11" Tall x 18" Wide x .4275" Thick  
Cast Yellow Brass -  
Granular/Textured Inlay  
Medium Brass Antique



## Dial Indicator - Smooth

*180 Degree Dial Indicator  
8.375" Tall x 11.875" Wide x .4375" Thick  
Cast Yellow Brass - Medium Bronze Antique  
with Cast Brass Arrow & Black Gloss Floor Markings*



---


## Dial Indicator - Residential

*180 Degree Dial Indicator  
5.5" Tall x 8" Wide x .625" Thick  
Cast Yellow Brass - Medium Bronze Antique  
with Cast Brass Arrow & Black Gloss Floor Markings  
**Perfect for residential applications!***




## **Dial Indicator - 14.625**

*360 Degree Dial Indicator - 14.625" Diameter  
Cast Bronze - Medium Bronze Antique  
with Cast Brass Arrow & Black Gloss  
Lexan Floor Markings*



*360 Degree Dial Indicator - 14.625" Diameter  
Cast Bronze - Medium Bronze Antique  
with Muntz Backplate, Cast Brass Arrow  
& Black Gloss Lexan Floor Markings*



## Dial Indicator - 17.125


*360 Degree Dial Indicator - 17.125" Diameter  
Cast Yellow Brass - Dark Bronze Antique  
with Cast Brass Arrow & Die Cast Markings*



---

## Dial Indicator - 14.5

*360 Degree Dial Indicator - 14.5" Diameter  
Cast Yellow Brass - Medium Bronze Antique  
with Cast Brass Arrow & Black Gloss  
Lexan Floor Markings*





## **Dial Indicator - 14.75**


*360 Degree Dial Indicator - 14.75" Diameter  
Cast Bronze - Medium Bronze Antique  
with Muntz Backplate, Cast Metal Arrow  
& Black Gloss Lexan Floor Markings*



---

## **Dial Indicator - 15**

*360 Degree Dial Indicator 15" Diameter  
Cast Bronze - Medium Bronze Antique  
with Cast Brass Arrow &  
Die Cast Floor Markings*



# Refurbish Your Existing

## Refurbish Existing

Send us your original P.I., Arrow and Floor Markings and let us refurbish them. We have two options; if the unit is cast iron we clean up the casting, and paint it to match its original color. If the casting is bronze or brass we clean it up and antique accordingly.

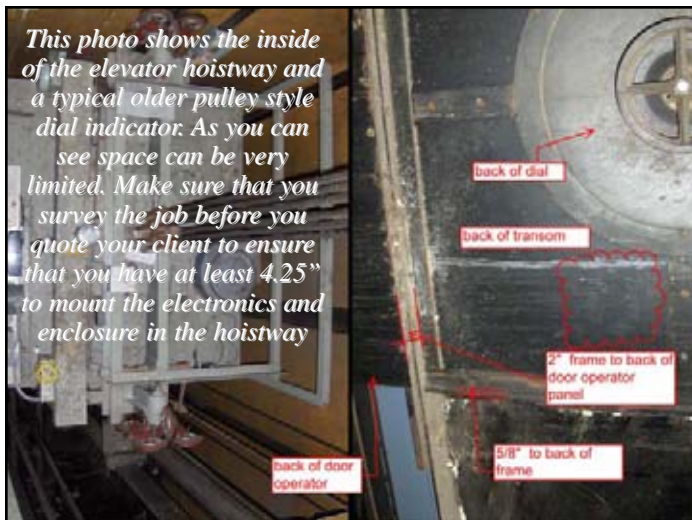
## Duplicate Existing

Send us your original P.I. and we'll make a pattern from it. Then we'll cast in yellow brass, antique accordingly, apply floor markings and return for mounting!

## Electronics Only

We provide electronics for projects where the arrow protrudes through the wall. If floor markings are mounted on the facade over the elevator entrance we'll need a digital photograph of where the characters are mounted so we can program the electronics to correctly stop the indicator when the elevator is at each landing.

It is important to make sure you have enough room on in the hoistway for the electronics enclosure. The minimum depth required for the motor/electronics and enclosure is 4.25".



*This photo shows the inside of the elevator hoistway and a typical older pulley style dial indicator. As you can see space can be very limited. Make sure that you survey the job before you quote your client to ensure that you have at least 4.25" to mount the electronics and enclosure in the hoistway*



*You never know what you'll find when you modernize an elevator. The original ironwork and dial indicator still in tact after many years of being hidden.*



*For older pulley/cable dial indicators it was often much easier to move the floor markings on the dial than adjust the cable tension. With new electronics and solid state controls there's no maintenance or adjusting required after the unit is installed.*

*Refurbished 360 Degree Dial Indicator  
15" Diameter Cast Bronze - Medium Bronze Antique with refurbished Cast Brass Arrow & Cast Bronze Floor Markings*



# Dial Arrows - Classic Antique

## Choose One of Ours

We have the most extensive dial indicator arrow collection on the elevator industry. If you don't see an arrow you like we can have one made for you.

## Duplicate Yours

Do you have some cast arrows already installed in your building but need more of the same style? Send us one and we'll duplicate it for you. Most of the ones in our collection were added this way.

## Original Designs

All the designs as shown on these two pages are 'Original' meaning the style for each and every one, dates back as early as the late 1800's and early 1900's.

*Dial Arrow #1  
Cast Yellow Brass  
Light Brass Antique  
12" Length*



*Dial Arrow #2  
Cast Yellow Brass - Natural  
Yellow Brass - Not Antiqued  
9.5" Length*



*Dial Arrow #3  
Cast Yellow Brass  
Light Brass Antique  
6.25" Length*



*Dial Arrow #4  
Cast Yellow Brass  
Light Brass Antique  
5.25" Length*



*Dial Arrow #5  
Cast Yellow Brass  
Light Brass Antique  
5" Length*





*Dial Arrow #6  
Cast Yellow Brass  
Medium/Dark Brass Antique  
9.75" Length*



*Dial Arrow #7  
Cast Yellow Brass  
Medium Brass Antique  
9.25" Length*



*Dial Arrow #8  
Cast Yellow Brass  
Medium Brass  
Antique  
10.25" Length*



*Dial Arrow #9  
Cast Yellow Brass  
Medium Brass Antique  
8.75" Length*



*Dial Arrow #10  
Black Aluminum Stamped &  
Painted Black Metal Arrow  
6" or 9" Length*