

General Information

Easy 1, 2, 3 Ordering Guide For Interlocks

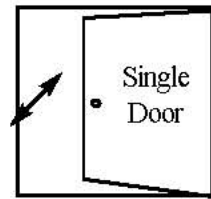
CJA interlocks are designed and manufactured to provide years of dependable service, meaning fewer call backs. Our interlocks are the number one choice for many modernization and new installations. When bidding or surveying a job make sure to follow the steps listed below. If you ever have a question or are unclear on a dimension or product application just call us. We're here to help.

Step 1 - Determining Door Type

CJA manufactures interlocks for both passenger and freight elevator doors including: single swing, double swing, horizontal sliding, single vertical sliding and vertical bi-parting doors. Our interlocks can be adapted to almost any door in the field.

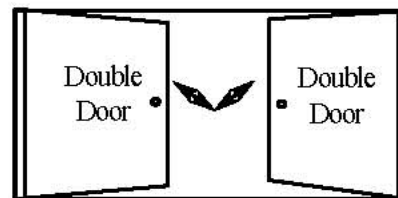
Note that if you need a retiring cam our ARC is a perfect addition to your project. Easy to install and available in a variety of voltages. Below are examples of different types of doors.

Single Swing Door



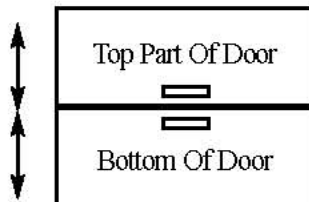
SR & RSB Interlocks

Double Swinging Doors



RSB & SDC Interlocks

Vertical Bi-Parting Doors



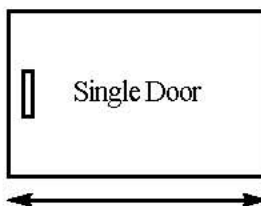
CV-1 & CV-2 Interlocks

Single Vertical Sliding Door



HG-1 & HG-2 Interlocks

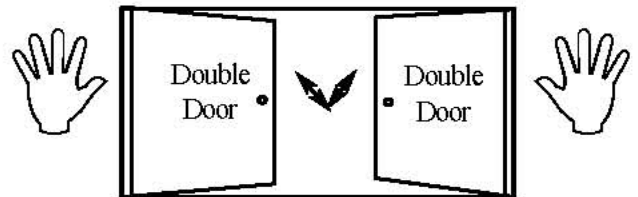
Horizontal Single Sliding Door



LR, R-1 & L-1 Interlocks

Step 2 - Right or Left Hand

CJA determines the hand of interlock that you need by standing inside the elevator looking out into the hallway. Although we've tried to simply the hand this is the number one error when ordering interlocks.



Left Hand

Right Hand

**View from Inside Elevator
Looking Out Into Hallway**

What ever side the interlock mounts on is the hand that you need. If you have a question please feel free to contact us.

Step 3 - How Many Do I Need?

This is the easy part. Once you know what type of door you have, the interlock you're going to use, and the hand of the interlock, simply count the number of openings that you have and that's the number of interlocks that you need. Make sure to count any rear or side openings that might also require a door interlock.

Once you're all completed simply call us up at 1-800-CJA-1910 to place your order or fax it to 708-867-5467. You can also order online at www.cjanderson.com. *Note that with RSB & SDC interlocks a dimensional data sheet must accompany your order for manufacturing. Take that survey sheet to the job site.*