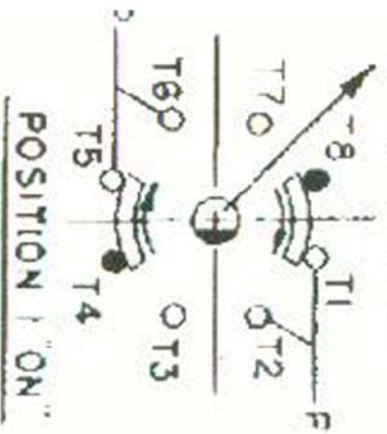
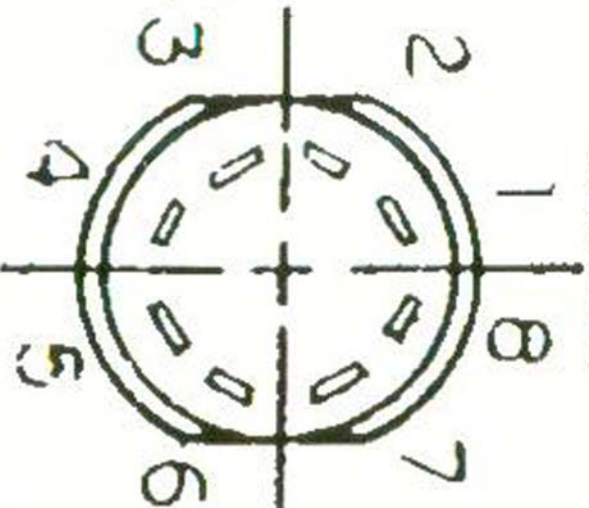


FRONT VIEW



BACK VIEW



2 and 3 POSITION CJA KEY SWITCH CIRCUIT DIAGRAM



C.J. ANDERSON
& C O M P A N Y

SYMBOLS

- - POWER TO THIS TERMINAL ("ON")
- T - TERMINAL
- ▭ - CONTACT
- - SHAFT
- P - POWER
- ↑ - KEYWAY INDICATOR LOCATION

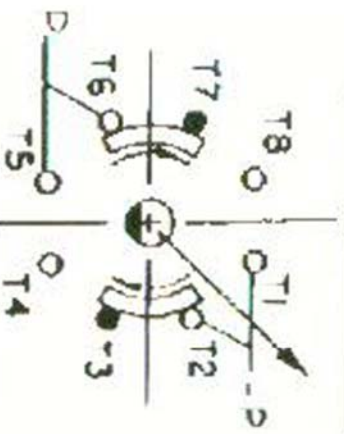
ELECTRICAL RATINGS - SILVER

- 4 AMPS AT 125 VAC RESISTIVE (U.L. TESTED)
- 2 AMPS AT 250 VAC RESISTIVE
- 4 AMPS AT 28 VDC RESISTIVE

ELECTRICAL RATINGS - GOLD

- 4 VA MAX. AT 20 VAC OR VDC MAX.

POSITION 3 "ON" MFG.082411



POSITION 2 "OFF"

C.J. ANDERSON & CO - WWW.CJANDERSON.COM

1-800-252-1910