


Help Guide for Viewing CJA's 2011 Flipbook Product Catalog





To View the Catalog in Full Screen View, click the  Icon

- Click the icon again or press the “Esc” key to view it normally

To Zoom In/Zoom Out (it takes a second or two to focus so be patient!)

- Click on the Magnifying Glass/Zoom Icon  located at the bottom of the page
- Click the LEFT mouse button on the page you want Zoomed In, then click it again to Zoom Out
- *Once the page is Zoomed In, you can read the page by just moving your mouse Upward or Downward*

To Flip/Turn the pages

- Press the “” button on your keyboard
- Press the “” button on the bottom of the page
- For a more 3D look, hold down the LEFT mouse button and “Flip/Turn” on any of the edges of the page and then ‘turn’ the page as if you are actually flipping through the catalog in person






To Flip/Turn the pages WHEN ZOOMED IN

- Follow the same steps above to turn the pages



To Search for specific Products (there are multiple ways to do so)

- 1) Go to the Table of Contents and Zoom In and Scroll to find the page the product you are looking for is on. Then type this number in the bottom, center area of the page and it will take you directly to the page
- 2) Search for specific products by using the White “Search” box at the TOP of the page, then go to the bottom, center of the page and type in the page number and it will bring you to that product page. (*Note this might not be the best option because it shows every page that the keywords are located on)
- 3) Click on the “Index” Icon towards the bottom of the page. This will show every page in a thumbnail view and then click into FULL SCREEN VIEW, the images will get larger and then you can click on whatever page you are looking for and it will take you directly to that page


**Note: The catalog is separated into product categories and is color coded with images to make locating and viewing easier.*


- NEMA 4X Waterproof section have Blue Water Beads 
- Hazardous Location/Explosion Proof section have Flames 
- Classic Antique section have a Black Wood Grain 
- Switches have the Chicago Bean landmark 
- Door Interlocks have an image of an Elevator Shaft 

To return back to CJA's homepage while flipping through the catalog

- Click on the  Icon at the TOP LEFT of your screen or click on the  logo on the TOP LEFT of the screen within the BLACK Boarder
(Either way will take you directly back to CJA's homepage!)

To Print any Individual page from the catalog

- Click on the  “Print” Icon ABOVE the Left or Right page of the catalog that you want printed.
(Once the Print button is pressed, a ‘Print Box’ will open up and it will not matter if the “Page Range” option is clicked for “ALL” or “SELECTION,” the page will print with either option selected!)

*****If you are finished reading this page and want to return back to CJA's homepage, click on the  icon on the Top Left of this page. Print this page for quick reference !**